



Genuine Gel Batteries



Advanced design, computer aided manufacturing, and quality processes (control) combine to make MK Battery's Sealed VRLA, Genuine Gel Batteries the standard by which all others are measured.



FEATURES

- 100% Maintenance-Free
- IPF® Technology
- Recombinant construction with gelled electrolyte
- Thick consistency of gelled electrolyte and tight-pack construction
- Over 250 quality control checks
- Defined as non-spillable by ICAO, IATA and DOT for all methods of shipping

BENEFITS

- No need to check electrolyte levels
- Individual Plate Formation optimizes power capacity, cell consistency and long-term reliability
- Eliminates spills, gases and terminal corrosion under normal operating conditions
- Prevents the damaging effects of vibration
- Guarantees highest quality, performance and reliability
- Transports easily by air without special containers



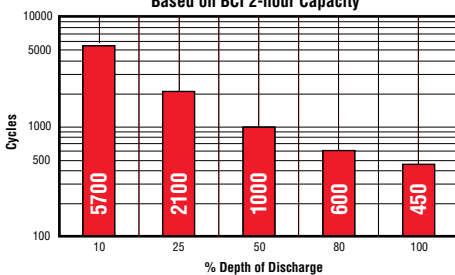
GEL SPECIFICATIONS

Made in the USA with U.S. and imported raw materials

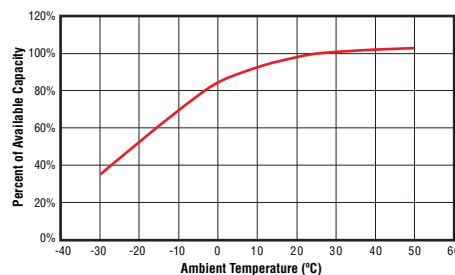
Description				Nominal Ah Capacity*		Peak Ah Capacity**		Minutes Discharged @*		CA	Weight	Dimensions – Inches (mm)			Footnotes
Model	Alternate Model	Terminal	Voltage	5 Hr Rate	20 Hr Rate	5 Hr Rate	20 Hr Rate	25 Amps	75 Amps	@ 32° F	Approx. Lbs. (kg)	L	W	H [■]	
8GGC2		U	6	147	180	154	189	375	92	850	69 (31)	10.25 (260)	7.09 (180)	10.88 (276)	2, 4
8GTE35		S	6	167	196	180	210	420	109	791	69 (31)	9.64 (245)	7.51 (191)	10.65 (270)	3
8G8VGC		U	8	114	140	114	147	270	75	575	70 (32)	10.31 (262)	7.15 (182)	10.89 (277)	3
8GU1	MU-1 SLD G	Y	12	26.8	31.6	28.4	33.3	47	5	290	23.5 (11)	7.71 (196)	5.18 (132)	7.22 (183)	2, 3
8GU1H		Y	12	26.8	31.6	28.4	33.3	47	5	290	23.5 (11)	8.41 (214)	5.18 (132)	7.22 (183)	1, 2, 3
8G40	M40-12 SLD G	C	12	34.0	40.0	36.0	42.1	63	11	325	31.5 (14)	7.76 (197)	6.62 (168)	6.88 (175)	2, 3
8G22NF	M22NF SLD G	G	12	43.2	51.0	45.8	53.7	82	13	300	37.5 (17)	8.99 (228)	5.47 (139)	9.26 (235)	2, 3
8G34	M34 SLD G	C	12	47.5	60.0	50.3	63.2	96	21	420	38.5 (17)	10.20 (259)	6.64 (169)	7.05 (179)	2, 3
8G24		U	12	63.0	73.6	66.0	77.0	140	35	575	51.5 (23)	10.90 (277)	6.56 (167)	9.32 (236)	1, 2, 3
8G24 FT	M24 SLD G FT	C	12	63.0	73.6	66.0	77.0	140	33	470	51.5 (23)	10.20 (259)	6.80 (173)	8.24 (209)	2, 3
8G24 UT	M24 SLD G	G	12	63.0	73.6	66.0	77.0	140	33	470	51.5 (23)	10.20 (259)	6.56 (167)	9.27 (235)	2, 3
8G27		U	12	72.0	88.0	76.0	91.0	170	40	700	62 (28)	12.83 (326)	6.56 (167)	9.50 (241)	1, 2, 3
8G27-T876	E27 SLD G	B	12	72.0	88.0	76.0	91.0	170	40	550	62 (28)	12.83 (326)	6.56 (167)	9.33 (237)	1, 2, 3
8G27-T881	E27 SLD G UTP	G	12	72.0	88.0	76.0	91.0	170	40	550	62 (28)	12.83 (326)	6.56 (167)	9.24 (235)	2, 3
8G30H	E31 SLD G	B	12	80.5	97.6	85.0	102	190	51	640	68.5 (31)	12.93 (328)	6.74 (171)	9.75 (248)	1, 2, 3
8G31DT		U	12	80.5	97.6	85.0	102	190	51	780	68.5 (31)	12.93 (328)	6.74 (171)	9.40 (239)	1, 2, 5
8G31	E31 SLD G ST	X	12	80.5	97.6	85.0	102	190	51	640	68.5 (31)	12.93 (328)	6.74 (171)	9.33 (237)	1, 2, 3
8G5SHP		B	12	96.8	115	110	125	218	53	636	84.5 (38)	13.58 (345)	6.75 (171)	11.42 (290)	1, 3
8G5SHP AP		S	12	96.8	115	110	125	218	53	636	84.5 (38)	13.58 (345)	6.75 (171)	11.01 (280)	1, 3
8G4D		S	12	153	183	153	193	395	105	1245	127.5 (58)	20.77 (527)	8.43 (214)	9.85 (250)	1, 2, 3
8G4D LTP		T	12	153	183	153	193	395	105	1245	127.5 (58)	20.77 (527)	8.43 (214)	11.12 (282)	1, 2, 3
8G8D		S	12	188	225	188	237	500	135	1470	157.0 (71)	20.44 (519)	10.97 (279)	9.98 (253)	1, 2, 3
8G8D LTP		T	12	188	225	188	237	500	135	1470	157.0 (71)	20.44 (519)	10.97 (279)	11.25 (286)	1, 2, 3

* Nominal Ah Capacity [1.75 vpc @ 77°F (25°C)]. Ampere hour capacity is a nominal rating. All ratings are after 15 cycles and conform to B.C.I. specifications. ■ TOTAL HEIGHT INCLUDES TERMINALS.
 ** Peak Rating [1.75 vpc @ 77°F (25°C)]. Maximum capacity battery will achieve over the life of the product. NOTE: Reference www.mkbattery.com for the most current battery specifications.

Gel Cycle Life vs Depth of Discharge at +25°C (77°F)
Based on BCI 2-hour Capacity

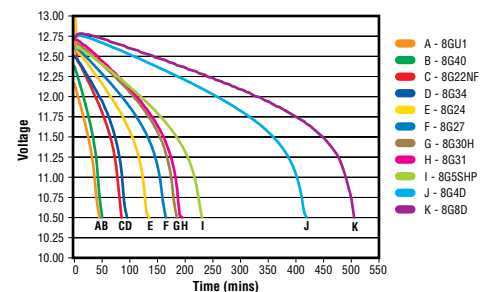


Capacity vs Operating Temperature



Shown are the changes in capacity for wider ambient temperature range, giving the available capacity, as a percentage of the rated capacity, at different ambient temperatures.

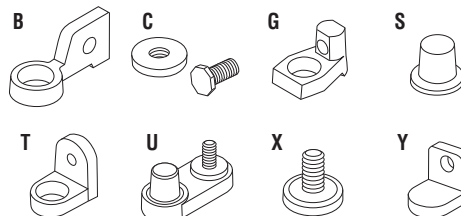
Reserve Capacity Profile



For 6V and 8V batteries refer to www.mkbattery.com

TERMINALS

- B** Flag terminal with 3/8" diameter hole (T876)
- C** Insert with 1/4" - 20 round hole
- G** Offset post with horizontal hole, stainless steel 5/16" bolt & hex nut (T881)
- S** SAE "Automotive Post" (TSAE)
- T** Heavy Duty "L" terminal with 3/8" diameter hole (T975)
- U** Dual terminal (DT) SAE post & vert 5/16" NEG. & 5/16" POS. stainless steel studs & wing nuts
- X** 3/8" - 16 stainless steel threaded post
- Y** Small "L" terminal with 5/16" diameter hole



FOOTNOTES

- 1 Includes Handle
- 2 "Non-Spillable" defined by DOT (Department of Transportation), ICAO (International Civil Aviation Organization) and IATA (International Air Transport Association) definitions
- 3 Standard Cycle Life
- 4 Standard Cycle Life x 2
- 5 Standard Cycle Life x .67

IMPORTANT CHARGING INSTRUCTIONS: WARRANTY VOID IF OPENED OR IMPROPERLY CHARGED. Constant under or overcharging will damage any battery and shorten its life! Use a good constant potential, voltage-regulated charger. For 12-volt batteries, charge to at least 13.8 volts but no more than 14.6 volts at 77°F (25°C). For 8-volt batteries, charge to at least 9.2 volts but no more than 9.7 volts at 77°F (25°C). For 6-volt batteries, charge to at least 6.9 volts but no more than 7.3 volts at 77°F (25°C). Do not charge in a sealed container. **PROPOSITION 65 WARNING:** Battery posts, terminals and related accessories contain lead and lead compounds, chemicals known to the State of California to cause cancer and reproductive harm. Batteries also contain other chemicals known to the State of California to cause cancer. WASH HANDS AFTER HANDLING.

MK Battery • 1631 South Sinclair Street • Anaheim, CA 92806
Toll Free 800-372-9253 • Tel 714-937-1033 • Fax 714-937-0818
Website: www.mkbattery.com • Email: sales@mkbattery.com